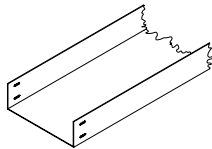


Eletrocalhas Lisas e Perfuradas



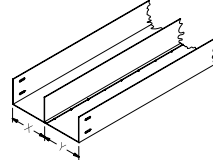
Duto Liso Dobra “U” sem Virola

PD-13



Duto Liso Dobra “U” sem Virola com Divisor

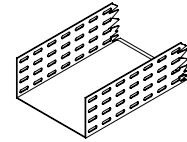
PD-13-D



*Indicar valor “X” e “Y”

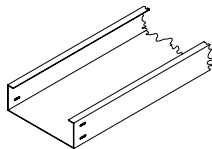
Duto Liso na Base e Perfurado na Lateral Dobra “U” sem Virola

PD-17



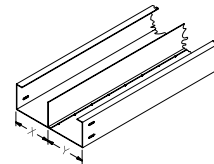
Duto Liso Dobra “C” com Virola

PD-14



Duto Liso Dobra “C” com Virola e Divisor

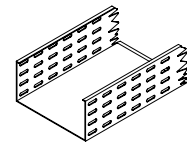
PD-14-D



*Indicar valor “X” e “Y”

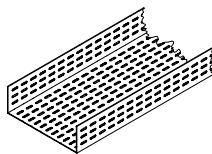
Duto Liso na Base e Perfurado na Lateral Dobra “C” com Virola

PD-19



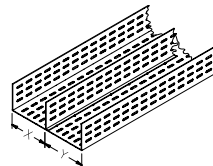
Duto Perfurado Dobra “U” sem Virola

PD-11



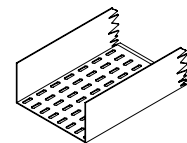
Duto Perfurado Dobra “U” sem Virola com Divisor

PD-11-D



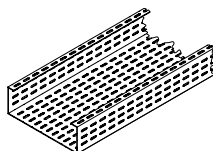
Duto Perfurado na Base e Liso na Lateral Dobra “U” sem Virola

PD-16



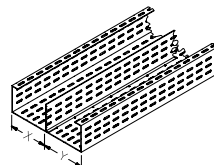
Duto Perfurado Dobra “C” com Virola

PD-12



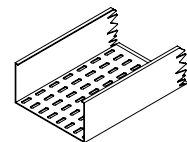
Duto Perfurado Dobra “C” com Virola e Divisor

PD-12-D



Duto Perfurado na Base e Liso na Lateral Dobra “C” com Virola

PD-18



LARGURA \ ALTURA	ALTURA							
	25	50	75	100	125	150	200	250
50	50/25	50/50						
75	75/25	75/50	75/75					
100	100/25	100/50	100/75	100/100				
110	110/25	110/50	110/75	110/100				
125	125/25	125/50	125/75	125/100	125/125			
140	140/25	140/50	140/75	140/100	140/125			
150	150/25	150/50	150/75	150/100	150/125	150/150		
200	200/25	200/50	200/75	200/100	200/125	200/150	200/200	
250	250/25	250/50	250/75	250/100	250/125	250/150	250/200	250/250
300	300/25	300/50	300/75	300/100	300/125	300/150	300/200	300/250
400	400/25	400/50	400/75	400/100	400/125	400/150	400/200	400/250
500	500/25	500/50	500/75	500/100	500/125	500/150	500/200	500/250
600	600/25	600/50	600/75	600/100	600/125	600/150	600/200	
700	700/25	700/50	700/75	700/100	700/125	700/150		
800	800/25	800/50	800/75	800/100				